



Where Quality Comes Naturally

SOUTH DEVON HERD BOOK SOCIETY

SEMEN LIST

October 2022

**Semen available from the Society and its
Members**

Section 1: Myostatin status '1' nt821

Section 2: Myostatin status '0'

Section 3: Selected for dairy crossing

List compiled from Breedplan analysis: October 2022

**South Devon Herd Book Society, Westpoint, Clyst St Mary
Exeter, Devon EX5 1DJ**

Tel: 01392 447494 Fax: 01392 447495

E-mail: info@sdhbs.org.uk

Website: www.sdhbs.org.uk

UNDERSTANDING BREEDPLAN PERFORMANCE RECORDING

The South Devon breed is now evaluated (from August 2022) using Single-Step BREEDPLAN technology which incorporates pedigree, performance and genetic data in one single evaluation.

The main significance of this is a significantly higher level of accuracy percentage particularly in calving ease EBVs, thus reflecting a stronger reliability.

Genetic data captured by breeders and analysed by Neogen Europe enables this very progressive step ahead in breeding resources. The South Devon breed is the very first in the UK to move to this BREEDPLAN technology, across all traits.

SINGLE-STEP BREEDPLAN ESTIMATED BREEDING VALUES (EBVs)

The EBV is the best estimate of an animal's genetic merit for that trait. Each breed's EBVs are calculated specifically for that breed, for comparisons within the breed, and there can be no cross comparison between breeds.

Accuracy An accuracy value is presented with every EBV and gives an indication of the amount of information that has been used in the calculation of that EBV. The higher the accuracy the lower the likelihood of change in the animal's EBV as more information is analysed for that animal or its relatives. Low accuracies should be treated with caution.

Calving Ease Calving Ease EBVs are based on calving difficulty scores, birth weights and gestation length information. Negative EBVs mean more difficult calving whilst positive EBVs mean easier calving.

Direct: Direct calving ease indicates how this bull influences the birth of its progeny. High negatives are bad whilst high positives are good.

Daughters: Daughter's calving ease indicates how easily that sire's daughters will calve at two years of age. This is an important trait if you are breeding your own replacements. Again, high negatives are bad whilst high positives are good.

BIRTH AND FERTILITY

Gestation Length: Gestation Length EBVs (days) are based on AI and observed natural service records. Lower (negative) Gestation Length EBVs indicate shorter gestation lengths which generally relate to easier calving and increased growth after birth.

Birthweight: Birth Weight EBV (kg) is based on the measured birth weight of animals, adjusted for dam age. The lower the value the lighter the calf at birth and the lower the likelihood of a difficult birth. This is particularly important when selecting sires for use over heifers.

Scrotal Size: Scrotal Size EBV (cm) is an indicator of male fertility in regards to semen quality and quantity. Higher (positive) EBVs indicate higher fertility. There is also a small negative correlation with age of puberty in female progeny ie, the daughters of bulls with larger testicles may come into season at an earlier age.

GROWTH

Milk: 200-Day Milk EBV (kg) is an estimate of an animal's milking ability. For sires, this EBV is indicative of their daughter's milking ability as it affects the 200-day weight of their calves. Bulls with high 200 day milk EBVs have more milky daughters.

200: 200-Day Growth EBV (kg) is calculated from the weight of the animals taken between 80 and 300 days of age. Values are adjusted to 200 days and for dam age.

This EBV is the best single estimate of an animal's genetic merit for growth to early ages. The higher the 200 day EBV then the higher the suckled calf or weaning weight.

400: 400-Day Weight EBV (kg) is calculated from the weight of progeny taken between 301 and 500 days of age, adjusted to 400 days and for dam age. This EBV is the best single estimate of an animal's genetic merit for yearling weight. Higher 400 day EBVs indicate earlier maturing progeny with a greater weight at an earlier age.

600: 600-Day Weight EBV (kg) is calculated from the weight of progeny taken between 501 and 900 days of age, adjusted to 600 days and for dam age. This EBV is the best single estimate of an animal's genetic merit for growth beyond yearling age.

Mature Cow Weight: Mature Cow Weight EBV (kg) is an estimate of the genetic difference in cow weight at 5 years of age. Moderate or larger EBVs are generally more favourable.

CARCASE

Carcase Weight: Carcase Weight EBV (kg) estimates the genetic difference in carcase weight at a standard age of 650 days. An important trait for finished cattle production.

Eye Muscle Area: Eye Muscle Area EBV (cm²) estimates genetic differences in eye muscle area of a 300 kg dressed carcase. More positive EBVs indicate better muscling on animals.

Fat: Rib Fat EBV (mm) estimates the genetic differences in fat depth at the rib in a 300 kg dressed carcase. More positive EBVs indicate more subcutaneous fat and earlier maturity, leading to a higher fat classification in slaughtered progeny.

Retail Beef Yield %: Retail Beef Yield Percent EBV (%) represents total (boned out) meat yield as a percentage of a 300 kg dressed carcase. A more positive EBV indicates higher percentage yield for the 300 kg carcase size. This is an important trait in finished steers and heifers.

QUALITY BEEF INDEX

The South Devon Quality Beef Index is a combination of traits into a single figure and is a measure of a terminal sire's ability to produce prime steers and heifers for the finished market whilst maintaining calving ease at a reasonable level.

SUCKLER REPLACEMENT INDEX

The Suckler Replacement Index ranks bulls by their genetic potential for the production of female replacements while producing prime steers and excess heifers for beef production, with emphasis on calving ease and maternal traits.

PERCENTILE BANDS FOR 2020 BORN CALVES

Percentile bands enable you to compare particular EBVs against the national herd average, and to “rank” the animal accordingly. They are updated after each monthly Breedplan evaluation.

Percentile Band	Calving Ease DIR (%)	Calving Ease DTRS (%)	Gestation Length (days)	Birth Wt. (kg)	200 Day Wt (kg)	400 Day Wt (kg)	600 Day Wt (kg)	Mat Cow Wt (kg)	Milk (kg)	Scrotal Size (cm)	Carcase Wt (kg)	Eye Muscle Area (sq cm)	Rib Fat (mm)	Retail Beef Yield (%)	IMF (%)	Quality Beef Index	Suckler Replacement Index
Top Value	+13.5	+7.2	-16.9	-6.0	+46	+83	+111	+122	+16	+2.8	+58	+6.2	-1.8	+3.0	+1.2	+113	+86
Top 1%	+8.7	+3.8	-9.2	-3.1	+37	+68	+82	+85	+11	+1.3	+47	+3.6	-0.9	+1.4	+0.8	+83	+67
Top 5%	+5.8	+2.9	-8.4	-2.1	+32	+58	+70	+74	+9	+0.9	+41	+3.0	-0.6	+1.0	+0.6	+71	+56
Top 10%	+4.6	+2.3	-5.4	-1.0	+29	+52	+64	+68	+8	+0.8	+38	+2.7	-0.4	+0.8	+0.6	+66	+51
Top 15%	+3.8	+2.0	-3.9	-0.3	+27	+49	+61	+65	+7	+0.7	+37	+2.5	-0.4	+0.7	+0.3	+62	+49
Top 20%	+3.1	+1.7	-1.0	+0.3	+26	+47	+58	+62	+7	+0.6	+35	+2.4	-0.3	+0.7	+0.1	+59	+47
Top 25%	+2.6	+1.4	-0.2	+0.8	+25	+45	+56	+60	+7	+0.6	+34	+2.3	-0.3	+0.6	+0.0	+57	+45
Top 30%	+2.0	+1.2	+0.2	+1.1	+24	+43	+53	+58	+6	+0.6	+33	+2.3	-0.3	+0.6	+0.0	+55	+44
Top 35%	+1.6	+0.9	+0.4	+1.3	+23	+42	+52	+56	+6	+0.5	+33	+2.2	-0.2	+0.5	+0.0	+53	+42
Top 40%	+1.1	+0.7	+0.6	+1.4	+22	+40	+50	+54	+6	+0.5	+32	+2.1	-0.2	+0.5	-0.1	+52	+41
Top 45%	+0.7	+0.6	+0.8	+1.6	+22	+39	+49	+53	+6	+0.5	+31	+2.1	-0.2	+0.4	-0.1	+50	+40
Top 50%	+0.3	+0.3	+1.0	+1.7	+21	+37	+47	+51	+5	+0.4	+30	+2.1	-0.1	+0.4	-0.1	+48	+38
Top 55%	-0.1	+0.1	+1.1	+1.9	+20	+36	+46	+50	+5	+0.4	+30	+2.0	-0.1	+0.4	-0.1	+47	+37
Top 60%	-0.5	-0.1	+1.3	+2.0	+19	+35	+45	+49	+5	+0.4	+29	+2.0	-0.1	+0.3	-0.1	+46	+36
Top 65%	-0.9	-0.3	+1.4	+2.1	+19	+34	+43	+47	+4	+0.3	+28	+1.9	+0.0	+0.3	-0.1	+44	+35
Top 70%	-1.4	-0.5	+1.5	+2.3	+18	+32	+42	+45	+4	+0.3	+27	+1.8	+0.0	+0.3	-0.1	+43	+33
Top 75%	-1.9	-0.8	+1.7	+2.5	+17	+31	+40	+43	+4	+0.3	+26	+1.8	+0.1	+0.2	-0.1	+41	+32
Top 80%	-2.5	-1.1	+1.8	+2.7	+16	+29	+38	+41	+3	+0.2	+25	+1.7	+0.2	+0.1	-0.2	+39	+31
Top 85%	-3.2	-1.4	+2.0	+2.9	+15	+28	+36	+39	+3	+0.2	+24	+1.6	+0.3	-0.1	-0.2	+37	+29
Top 90%	-4.3	-1.8	+2.2	+3.2	+14	+25	+33	+35	+2	+0.2	+23	+1.5	+0.7	-0.5	-0.2	+33	+27
Top 95%	-5.9	-2.5	+2.6	+3.7	+12	+22	+30	+29	+1	+0.1	+19	+1.1	+0.9	-0.8	-0.3	+28	+23
Top 99%	-9.0	-3.9	+3.4	+4.6	+8	+12	+20	+15	-1	-0.1	+15	+0.6	+1.1	-1.2	-0.4	+19	+15
Low Value	-16.8	-7.7	+7.0	+7.8	-7	-23	-14	-18	-4	-1.3	+3	-0.1	+1.7	-1.9	-0.9	-9	-7

MYOSTATIN IN THE SOUTH DEVON BREED

Myostatin is a gene associated with the production of proteins that affect muscle development. When the gene is “switched off” or “deleted”, muscle mass can continue to increase more than it should. So myostatin status will influence your cattle breeding programme.

The myostatin variant found most frequently in the South Devon breed is 'nt821' which is known as 'disruptive'. A lesser number of animals in the breed carry the 'F94L' myostatin variant which may be associated with lower birth weight.

Knowing the myostatin status of your animals will help in the selection of bulls and female breeding replacements so that the mating match will be as productive and safe as possible. However, it is just one tool which should be

used in conjunction with the wider information available such as EBVs, pedigree, and most importantly your own judgement and eye.

All South Devon pedigree registered bulls are DNA tested to determine their myostatin status, such information being published in the catalogue and on pedigree certificates. Although it is not obligatory to test females for myostatin status, some breeders choose to do so and the result is published where known. The status is expressed as either:

- 0 No copy of the deleted myostatin gene,
- 1 Heterozygous, so carrying one copy of the deleted myostatin gene (inherited from one or other parent), or
- 2 Homozygous, so carrying two copies of the deleted myostatin gene (inherited from both parents)

The table below shows the chances of inheriting depending on the myostatin status of the parents.

Both parents homozygous (2 x '2' status)	→	100% chance of homozygous progeny ('2' status)
One parent homozygous ('2' status) One parent heterozygous ('1' status)	→	50% chance of homozygous progeny ('2' status) 50% chance of heterozygous progeny ('1' status)
One homozygous parent ('2' status) One non-carrier parent ('0' status)	→	100% chance of heterozygous progeny ('1' status)
Both parents heterozygous (2 x '1' status)	→	25% chance of homozygous progeny ('2' status) 50% chance of heterozygous progeny ('1' status) 25% chance of non-carrying progeny ('0' status)
One parent heterozygous (1 x '1' status) One parent non-carrier (1 x '0' status)	→	50% chance of heterozygous progeny ('1' status) 50% chance of non-carrying progeny ('0' status)
Both parents non-carriers (2 x '0' status)	→	100% chance of non-carrying progeny ('0' status)

The implications for an animal having one or two copies of the 'nt821' deletion have been researched by the Roslin Institute. Their findings were that this particular deletion tends to improve muscle conformation, reduce fat, and increase hot weight at slaughter. But it also tends to increase birthweight, decrease calving ease, reduce weight gain, reduce internal organ and bone size, and reduce eating quality. These effects are most obvious when the animal has two copies ('2') of the 'nt821' variant, one inherited from each parent.

No formal research has been carried out within the breed on the 'F94L' deletion to date, but calving data shows smaller birth weights followed by good growth.

For further information, please contact the Breed Secretary or Neogen (Igenity).

TO ORDER SEMEN FROM THE SOUTH DEVON HERD BOOK SOCIETY, OR FOR ADVICE ON WHICH BULL MIGHT BE MOST SUITABLE FOR YOUR REQUIREMENTS, PLEASE TELEPHONE 01392 447494.

FOR OTHER ORDERS PLEASE CONTACT BREEDER/OWNER DIRECT.

PLEASE NOTE THAT ALL DISTRIBUTION AND DESPATCH CHARGES ARE TO BE BORNE BY THE PURCHASER.

Section One

Myostatin status '1' nt821

ENTERPRISE CONDOR


Ear No UK581519 300011, born 10/02/2003

MYOSTATIN STATUS: 1 (nt821)

Bred by D L IRVING, GREENWRAE CROFT, NEWTON GATELAWBRIDGE, THORNHILL, DUMFRIES, DG3 1EA Available from South Devon Herd Book Society. Price £15 per straw

Sire – ENTERPRISE JAGUAR UK581519 100002 s. ENTERPRISE SPIN DOCTOR UKD0800-00020
d. KESTLE DOROTHY 43 T1594-9435

Dam - ENTERPRISE CHAMPAGNE UKD0800-00021 s. GROVE CHARLEMAGNE 5 EF347-9206
d. BROAD OAK COWSLIP 5 EF347-9383

October 2022 South Devon BREEDPLAN															
	Calving Ease DIR (%)	Calving Ease DTRS (%)	Gestation Length (days)	Birth Wt. (kg)	200 Day Wt (kg)	400 Day Wt (kg)	600 Day Wt (kg)	Mat Cow Wt (kg)	Milk (kg)	Scrotal Size (cm)	Carcase Wt (kg)	Eye Muscle Area (sq cm)	Rib Fat (mm)	Retail Beef Yield (%)	IMF (%)
EBV	+4.0	+0.3	+0.5	+1.8	+25	+42	+52	+57	+6	+0.5	+33	+2.0	-0.2	+0.4	-0.1
<u>Accuracy</u>	88%	81%	83%	91%	94%	95%	95%	91%	88%	49%	87%	47%	58%	56%	48%
Breed Avg. EBVs for 2020 Born Calves															
EBV	+0.2	+0.3	-0.2	+1.4	+21	+38	+48	+51	+5	+0.5	+30	+2.1	+0.0	+0.3	+0.0

Traits Analysed: BWT,200WT(x2),400WT(x2),600WT,Genomics

Statistics: Number of Herds: 6, Progeny Analysed: 165, Scan Progeny: 3, Number of Dtrs: 43

SELECTION INDEX VALUES		
Market Target	Index Value	Breed Average
Quality Beef Index	+56	+49
Suckler Replacement Index	+48	+39

ERME JAMBO

Ear No V2167-9201, born 05/02/1992

MYOSTATIN STATUS: 1 (nt821)

Bred by D E CAMP, 121 KINGSWAY, MORTLAKE, LONDON, SW14 7HN

Available from South Devon Herd Book Society. Price £10.00 per straw

Sire - SEXTON SATURN 80 V3451-701


s. AI GEORGE TEIGN SATURN 9 VH628-F4

d. SEXTON KAY 27 V3451-107

Dam - ERME FIDGET 68 V2167-1255

s. ERME MAGNUS V2167-888

d. AI ERME FIDGET 40 V2167-996

October 2022 South Devon BREEDPLAN															
	Calving Ease DIR (%)	Calving Ease DTRS (%)	Gestation Length (days)	Birth Wt. (kg)	200 Day Wt (kg)	400 Day Wt (kg)	600 Day Wt (kg)	Mat Cow Wt (kg)	Milk (kg)	Scrotal Size (cm)	Carcase Wt (kg)	Eye Muscle Area (sq cm)	Rib Fat (mm)	Retail Beef Yield (%)	IMF (%)
EBV	-5.2	+0.2	+4.3	+3.5	+28	+43	+53	+60	+7	+0.8	+36	+2.9	-0.9	+1.3	-0.5
Accuracy	90%	83%	88%	93%	93%	93%	92%	83%	86%	62%	85%	64%	76%	73%	56%
Breed Avg. EBVs for 2020 Born Calves															
EBV	+0.2	+0.3	-0.2	+1.4	+21	+38	+48	+51	+5	+0.5	+30	+2.1	+0.0	+0.3	+0.0

Traits Analysed: 200WT,400WT(x2),SS,FAT,EMA,Genomics

Statistics: Number of Herds: 28, Progeny Analysed: 220, Scan Progeny: 85, Number of Dtrs: 39

SELECTION INDEX VALUES		
Market Target	Index Value	Breed Average
Quality Beef Index	+58	+49
Suckler Replacement Index	+37	+39

Z EYTON SAS ILLYA 1

Ear No UK304620 400054, born 07/01/2003

Homozygous polled (PP)

MYOSTATIN STATUS: 1 (nt821)

Bred by MR T M KENT, EYTON FARM, BASCHURCH, SHREWSBURY, SHROPSHIRE, SY4 2JJ

Available from The Tully Partnership, East Farm, Waddeton, Brixham, Devon, TQ5 0EL, tel 01803 842394

Sire - Z CILGWRRWG ILLYA UKFV0180-00017


s. Z PAPER MILL SAFFRON G8388-9304

d. CILGWRRWG FRUHLING FV180-9406

Dam - Z CILGWRRWG LOLITA UK303135 300002

s. Z BETTON IDRIS UKE8109-00712

d. Z CILGWRRWG HARLECH UKFV0180-00008

October 2022 South Devon BREEDPLAN															
	Calving Ease DIR (%)	Calving Ease DTRS (%)	Gestation Length (days)	Birth Wt. (kg)	200 Day Wt (kg)	400 Day Wt (kg)	600 Day Wt (kg)	Mat Cow Wt (kg)	Milk (kg)	Scrotal Size (cm)	Carcase Wt (kg)	Eye Muscle Area (sq cm)	Rib Fat (mm)	Retail Beef Yield (%)	IMF (%)
EBV	-11.2	-0.7	+3.0	+3.6	+26	+43	+56	+87	+9	+0.9	+33	+1.8	0.0	+0.2	0.0
Accuracy	92%	86%	94%	95%	94%	95%	94%	90%	88%	69%	89%	60%	71%	69%	62%
Breed Avg. EBVs for 2020 Born Calves															
EBV	+0.2	+0.3	-0.2	+1.4	+21	+38	+48	+51	+5	+0.5	+30	+2.1	+0.0	+0.3	+0.0

Traits Analysed: CE,BWT,200WT(x2),400WT(x2),Genomics

Statistics: Number of Herds: 8, Progeny Analysed: 171, Scan Progeny: 5, Number of Dtrs: 37

SELECTION INDEX VALUES		
Market Target	Index Value	Breed Average
Quality Beef Index	+46	+49
Suckler Replacement Index	+26	+39

Z HAWKLEY SAS JAVELIN

Ear No UK282331 700545, born 09/03/2011

Heterozygous polled (HP)

MYOSTATIN STATUS: 1 (F94L)

Bred by R J & S E WHITCOMBE, BERRY GROVE FARM, LISS, PETERSFIELD, HANTS, GU33 6JP

Sexed & unsexed semen available from Cogent Breeders Ltd, Lea Lane, Aldford, Chester, CH3 6JQ, tel 0800 7837258

Sire – Z ARNCLIFFE DESAI UK122824 700409


s. Z BILLINGTON THOR UK280954 400112

d. LUMBYLAW MAPLE 9 UK106887 500033

Dam – HAWKLEY HOPEFUL 6 UK282331 100021

s. POWDERHAM GEM 9 V480-241

d. STRETCHFORD HOPEFUL 256 V4920-90-1

October 2022 South Devon BREEDPLAN															
	Calving Ease DIR (%)	Calving Ease DTRS (%)	Gestation Length (days)	Birth Wt. (kg)	200 Day Wt (kg)	400 Day Wt (kg)	600 Day Wt (kg)	Mat Cow Wt (kg)	Milk (kg)	Scrotal Size (cm)	Carcase Wt (kg)	Eye Muscle Area (sq cm)	Rib Fat (mm)	Retail Beef Yield (%)	IMF (%)
EBV	+3.4	-1.7	+1.8	+2.4	+20	+44	+48	+55	+11	+1.2	+29	+1.1	-0.5	+0.1	-0.1
Accuracy	89%	75%	92%	94%	92%	92%	90%	79%	64%	67%	80%	55%	70%	66%	61%
Breed Avg. EBVs for 2020 Born Calves															
EBV	+0.2	+0.3	-0.2	+1.4	+21	+38	+48	+51	+5	+0.5	+30	+2.1	+0.0	+0.3	+0.0

Traits Analysed: CE,BWT,200WT,400WT,600WT,SS,FAT,EMA,IMF

Statistics: Number of Herds: 41, Progeny Analysed: 306, Scan Progeny: 22, Number of Dtrs: 17

SELECTION INDEX VALUES		
Market Target	Index Value	Breed Average
Quality Beef Index	+48	+49
Suckler Replacement Index	+41	+39

KESTLE LEO 12

Ear No UK381722 200592, born 13/03/2010

MYOSTATIN STATUS: 1 (nt821)

Bred by MR R K RUNDLE, KESTLE FARM, KESTLE MILL, NEWQUAY, CORNWALL, TR8 4PU

Available from Mr T Earl, Ethy Barton, Lerryn, Cornwall, tel 01208 871616

Sire – LUMBYLAW LEO 2 (UK106887 100400)


s. SEXTON CONQUEROR 67 (UK361990 400078)

d. LUMBYLAW BELLE 12 (UK106887 300045)

Dam – KESTLE DAHLIA 51 (UK381722 400328)

s. SEXTON CENTURION (UKV4963-00032)

d. KESTLE DAHLIA 20 (UKT1594-00213)

October 2022 South Devon BREEDPLAN															
	Calving Ease DIR (%)	Calving Ease DTRS (%)	Gestation Length (days)	Birth Wt. (kg)	200 Day Wt (kg)	400 Day Wt (kg)	600 Day Wt (kg)	Mat Cow Wt (kg)	Milk (kg)	Scrotal Size (cm)	Carcase Wt (kg)	Eye Muscle Area (sq cm)	Rib Fat (mm)	Retail Beef Yield (%)	IMF (%)
EBV	-2.9	-0.7	+0.8	+2.2	+22	+40	+46	+38	+9	+0.2	+33	+2.8	-1.3	+1.8	-0.6
Accuracy	85%	71%	74%	92%	88%	90%	86%	73%	55%	52%	77%	40%	52%	49%	44%
Breed Avg. EBVs for 2020 Born Calves															
EBV	+0.2	+0.3	-0.2	+1.4	+21	+38	+48	+51	+5	+0.5	+30	+2.1	+0.0	+0.3	+0.0

Traits Analysed: CE,200WT,400WT,600WT

Statistics: Number of Herds: 6, Progeny Analysed: 138, Scan Progeny: 8, Number of Dtrs: 6

SELECTION INDEX VALUES		
Market Target	Index Value	Breed Average
Quality Beef Index	+57	+49
Suckler Replacement Index	+30	+39

AI MELLS PARK BERTIE

Ear No UK349776 200064, born 30/05/2009

MYOSTATIN STATUS: 1 (nt821)

Bred by MELLS PARK TRUST, C/O MR J WARD, STONEASH FARM, MELLS PARK, MELLS, FROME, SOMERSET, BA11 3RH, tel: 01373 812414 Available from breeder

Sire – GROVE CHARLEMAGNE 5 EF347-9206

s. HIGHGATE PIONEER 9 T1963-89119

d. GROVE CHERRY 5 EF347-8913

Dam – CARLYDNACK NEWHAM CAROLINE UK380121 400052

s. KESTLE HORATIO 11 UK381722 700114

d. WISHWORTHY NEWHAM CAROLINE 39 UK380607 700012

October 2022 South Devon BREEDPLAN															
	Calving Ease DIR (%)	Calving Ease DTRS (%)	Gestation Length (days)	Birth Wt. (kg)	200 Day Wt (kg)	400 Day Wt (kg)	600 Day Wt (kg)	Mat Cow Wt (kg)	Milk (kg)	Scrotal Size (cm)	Carcase Wt (kg)	Eye Muscle Area (sq cm)	Rib Fat (mm)	Retail Beef Yield (%)	IMF (%)
	EBV	-0.6	-1.0	-0.3	+2.0	+22	+37	+46	+50	+7	+0.6	+29	+2.5	+0.1	+0.5
<u>Accuracy</u>	76%	59%	65%	90%	78%	70%	71%	58%	51%	38%	57%	42%	46%	45%	37%
Breed Avg. EBVs for 2020 Born Calves															
EBV	+0.2	+0.3	-0.2	+1.4	+21	+38	+48	+51	+5	+0.5	+30	+2.1	+0.0	+0.3	+0.0

Traits Analysed: CE,BWT

Statistics: Number of Herds: 5, Progeny Analysed: 82, Number of Dtrs: 1

SELECTION INDEX VALUES		
Market Target	Index Value	Breed Average
Quality Beef Index	+49	+49
Suckler Replacement Index	+38	+39

RUFFORD SAS DILLON

Ear No UK165390 300067, born 22/03/2004

MYOSTATIN STATUS: 1 (nt821)

Bred by R W BOSTELMANN, RUFFORD, OFFLEY HAY, ECCLESHALL, STAFFS, ST21 6HJ

Available from W H D Scott, Grove Farms, Wells Folly, Moreton-in-Marsh, Glos, GL56 0PA, tel: 01608 651464

Sire – RUFFORD SAS RED UK165390 600021


s. OXEY REDDISH 3 UKL5421-00331

d. RUFFORD CAMPION 2 EC798-9405

Dam – RUFFORD CROCUS 2 UKEC0798-00130

s. BROAD OAK DOMITIAN EF347-8802

d. RUFFORD CROCUS 1 EC798-9174

October 2022 South Devon BREEDPLAN															
	Calving Ease DIR (%)	Calving Ease DTRS (%)	Gestation Length (days)	Birth Wt. (kg)	200 Day Wt (kg)	400 Day Wt (kg)	600 Day Wt (kg)	Mat Cow Wt (kg)	Milk (kg)	Scrotal Size (cm)	Carcase Wt (kg)	Eye Muscle Area (sq cm)	Rib Fat (mm)	Retail Beef Yield (%)	IMF (%)
	EBV	-10.1	+0.7	+0.6	+3.3	+34	+61	+92	+92	+8	-0.1	+50	+3.9	-1.0	+1.7
<u>Accuracy</u>	89%	80%	91%	94%	92%	92%	91%	83%	78%	72%	83%	63%	79%	76%	72%
Breed Avg. EBVs for 2020 Born Calves															
EBV	+0.2	+0.3	-0.2	+1.4	+21	+38	+48	+51	+5	+0.5	+30	+2.1	+0.0	+0.3	+0.0

Traits Analysed: BWT,200WT(x2),400WT(x2),600WT,SS,FAT,EMA,Genomics

Statistics: Number of Herds: 9, Progeny Analysed: 128, Scan Progeny: 43, Number of Dtrs: 20

SELECTION INDEX VALUES		
Market Target	Index Value	Breed Average
Quality Beef Index	+94	+49
Suckler Replacement Index	+52	+39

AI RUFFORD SAS NAPOLEON

Ear No UK165390 700239, born 06/03/2014

MYOSTATIN STATUS: 1 (nt821)

Bred by R W BOSTELMANN, RUFFORD, OFFLEY HAY, ECCLESHALL, STAFFS, ST21 6HJ, tel: 01785 850575
Available from breeder

Sire – KESTLE LEO 12 UK381722 200592

s. LUMBYLAW LEO 2 UK106887 100400

d. KESTLE DAHLIA 51 UK381722 400328

Dam – RUFFORD SAS EMMA 3 UK165390 700148

s. RUFFORD SAS RED UK165390 600021

d. RUFFORD SAS EMMA UK165390 400054

October 2022 South Devon BREEDPLAN															
	Calving Ease DIR (%)	Calving Ease DTRS (%)	Gestation Length (days)	Birth Wt. (kg)	200 Day Wt (kg)	400 Day Wt (kg)	600 Day Wt (kg)	Mat Cow Wt (kg)	Milk (kg)	Scrotal Size (cm)	Carcass Wt (kg)	Eye Muscle Area (sq cm)	Rib Fat (mm)	Retail Beef Yield (%)	IMF (%)
EBV	-0.9	+0.6	+0.8	+1.6	+26	+45	+56	+59	+6	+0.7	+39	+2.1	-0.8	+1.2	-0.3
Accuracy	54%	44%	51%	69%	68%	70%	70%	58%	40%	58%	60%	38%	47%	44%	36%
Breed Avg. EBVs for 2020 Born Calves															
EBV	+0.2	+0.3	-0.2	+1.4	+21	+38	+48	+51	+5	+0.5	+30	+2.1	+0.0	+0.3	+0.0

Traits Analysed: CE,BWT,200WT,400WT,600WT,SS,FAT,EMA,IMF

SELECTION INDEX VALUES		
Market Target	Index Value	Breed Average
Quality Beef Index	+62	+49
Suckler Replacement Index	+46	+39

CP Z SHORLAND ASHLEY

Ear No SHOR-9004, born 07/05/1990

Homozygous polled (PP)

MYOSTATIN STATUS: 1 (nt821)

Bred by D H B HOLLAND, CHALLACOMBE ESTATES LTD, SHOULSBARROW, CHALLACOMBE, BARNSTAPLE, DEVON Available from D J Thomas & Son, c/o Mr D M Thomas, Treguddick Manor, South Petherwin, Launceston, Cornwall, PL15 7JN tel 01566 86770

Sire – CP BILLINGSLEY HERCULES 7 F4747-279


s. TREVEAN HERCULES 5 T1594-511

d. TORR DOWN NATALIE 10 VH77-330

Dam – CLOBRED POLL POLLY 4 CLOKE-Z29

s. CHOLWELLS POLL ACE 13 V1456-8261

d. EASTCOTT POLLY 4 (B) T1154-14

October 2022 South Devon BREEDPLAN															
	Calving Ease DIR (%)	Calving Ease DTRS (%)	Gestation Length (days)	Birth Wt. (kg)	200 Day Wt (kg)	400 Day Wt (kg)	600 Day Wt (kg)	Mat Cow Wt (kg)	Milk (kg)	Scrotal Size (cm)	Carcass Wt (kg)	Eye Muscle Area (sq cm)	Rib Fat (mm)	Retail Beef Yield (%)	IMF (%)
EBV	-1.9	+7.4	+1.0	+2.5	+27	+60	+67	+85	0	+0.1	+42	+2.8	+0.2	+0.2	-0.1
Accuracy	91%	85%	92%	94%	93%	93%	91%	84%	80%	70%	84%	57%	72%	69%	64%
Breed Avg. EBVs for 2020 Born Calves															
EBV	+0.2	+0.3	-0.2	+1.4	+21	+38	+48	+51	+5	+0.5	+30	+2.1	+0.0	+0.3	+0.0

Traits Analysed: CE,200WT,400WT,Genomics

Statistics: Number of Herds: 28, Progeny Analysed: 161, Scan Progeny: 22, Number of Dtrs: 29

SELECTION INDEX VALUES		
Market Target	Index Value	Breed Average
Quality Beef Index	+64	+49
Suckler Replacement Index	+55	+39

Z WADDETON ILLISTRAM 13

Ear No UK364027 100929, born 16/08/2010

Heterozygous polled (HP)

MYOSTATIN STATUS: 1 (nt821)

Bred by THE TULLY PARTNERSHIP, EAST FARM, WADDETON, BRIXHAM, DEVON, TQ5 0EL


Available from W H D Scott, Grove Farms, Wells Folly, Moreton-in-Marsh, Glos, GL56 0PA, tel: 01608 651464

Sire – Z EYTON SAS ILLYA 1 UK304620 400054 s. Z CILGWRRWG ILLYA UKFV0180-00017

d. Z CILGWRRWG LOLITA UK303135 300002

Dam – WADDETON ANN 75 UK364027 400239 s. EDMESTON ECLIPSE 4 UKV2745-00666

d. WADDETON ANN 41 UKVN1614-00195

October 2022 South Devon BREEDPLAN															
	Calving Ease DIR (%)	Calving Ease DTRS (%)	Gestation Length (days)	Birth Wt. (kg)	200 Day Wt (kg)	400 Day Wt (kg)	600 Day Wt (kg)	Mat Cow Wt (kg)	Milk (kg)	Scrotal Size (cm)	Carcase Wt (kg)	Eye Muscle Area (sq cm)	Rib Fat (mm)	Retail Beef Yield (%)	IMF (%)
EBV	-11.6	-1.2	+2.5	+3.6	+30	+66	+76	+100	+6	+0.8	+46	+2.3	-1.0	+1.0	-0.3
Accuracy	85%	74%	89%	92%	89%	89%	86%	74%	68%	52%	77%	52%	70%	67%	62%
Breed Avg. EBVs for 2020 Born Calves															
EBV	+0.2	+0.3	-0.2	+1.4	+21	+38	+48	+51	+5	+0.5	+30	+2.1	+0.0	+0.3	+0.0

Traits Analysed: GL,CE,BWT,200WT(x2),400WT(x2),600WT(x2),Genomics
Statistics: Number of Herds: 2, Progeny Analysed: 84, Scan Progeny: 25, Number of Dtrs: 8

SELECTION INDEX VALUES		
Market Target	Index Value	Breed Average
Quality Beef Index	+69	+49
Suckler Replacement Index	+38	+39

Z AI WOODHAYES ILLYA 12

Ear No UK361609 700166, born 10/01/2007

Heterozygous polled (HP)

MYOSTATIN STATUS: 1 (nt821)

Bred by B G & J A Z DART, WOODHAYES, CLYST HYDON, CULLOMPTON, DEVON, EX15 2NT


Available from South Devon Herd Book Society, Price £10.00 per straw

Sire – Z CILGWRRWG ILLYA UKFV0180-00017 s. PAPER MILL SAFFRON G8388-9304

d. Z CILGWRRWG FRUHLING FV180-9406

Dam – WOODHAYES DAFFODIL 6 UKV7403-00106 s. GROVE CHARLEMAGNE 5 EF347-9206

d. WOODHAYES DAFFODIL 2 V7403-A001

October 2022 South Devon BREEDPLAN															
	Calving Ease DIR (%)	Calving Ease DTRS (%)	Gestation Length (days)	Birth Wt. (kg)	200 Day Wt (kg)	400 Day Wt (kg)	600 Day Wt (kg)	Mat Cow Wt (kg)	Milk (kg)	Scrotal Size (cm)	Carcase Wt (kg)	Eye Muscle Area (sq cm)	Rib Fat (mm)	Retail Beef Yield (%)	IMF (%)
EBV	-2.4	+0.9	-3.3	+1.5	+27	+51	+68	+79	+4	+1.4	+36	+2.7	+1.4	-0.5	+0.3
Accuracy	84%	74%	86%	89%	86%	86%	85%	75%	67%	53%	76%	52%	66%	63%	57%
Breed Avg. EBVs for 2020 Born Calves															
EBV	+0.2	+0.3	-0.2	+1.4	+21	+38	+48	+51	+5	+0.5	+30	+2.1	+0.0	+0.3	+0.0

Traits Analysed: GL,CE,200WT,400WT,600WT(x2),Genomics
Statistics: Number of Herds: 18, Progeny Analysed: 64, Scan Progeny: 8, Number of Dtrs: 12

SELECTION INDEX VALUES		
Market Target	Index Value	Breed Average
Quality Beef Index	+60	+49
Suckler Replacement Index	+60	+39

Section Two

Myostatin status '0'

Z CILGWRRWG ILLYA

Ear No UKFV0180-00017, born 02/02/1997 Heterozygous polled (HP)

MYOSTATIN STATUS: 0

Bred by R V HARTSHORN, 24 RODEN LANE, RODEN, TELFORD, SHROPSHIRE, TF6 6BJ

Available from T M Kent, t/a J Kent, Eyton Farm, Baschurch, Shrewsbury, Shropshire, SY4 2JJ, tel: 01939 260262

Sire – PAPER MILL SAFFRON G8388-9304


s. PAPER MILL TRUMP SAD-804

d. HOLCOMBE EFFIE 12 V9260-831

Dam – CILGWRRWG FRUHLING FV180-9406

s. EDMESTON TRUSTY 4 V2745-809

d. CILGWRRWG DYFNAINT FV180-9201

October 2022 South Devon BREEDPLAN															
	Calving Ease DIR (%)	Calving Ease DTRS (%)	Gestation Length (days)	Birth Wt. (kg)	200 Day Wt (kg)	400 Day Wt (kg)	600 Day Wt (kg)	Mat Cow Wt (kg)	Milk (kg)	Scrotal Size (cm)	Carcase Wt (kg)	Eye Muscle Area (sq cm)	Rib Fat (mm)	Retail Beef Yield (%)	IMF (%)
EBV	-5.1	-4.4	+2.3	+4.3	+34	+60	+67	+89	+2	+1.4	+38	+1.5	+0.4	-0.1	-0.1
Accuracy	95%	91%	95%	96%	95%	96%	95%	91%	92%	78%	91%	72%	83%	81%	75%
Breed Avg. EBVs for 2020 Born Calves															
EBV	+0.2	+0.3	-0.2	+1.4	+21	+38	+48	+51	+5	+0.5	+30	+2.1	+0.0	+0.3	+0.0

Traits Analysed: CE,BWT,200WT(x2),400WT(x2),FAT,EMA

Statistics: Number of Herds: **54**, Progeny Analysed: **358**, Scan Progeny: **47**, Number of Dtrs: **72**

SELECTION INDEX VALUES		
Market Target	Index Value	Breed Average
Quality Beef Index	+58	+49
Suckler Replacement Index	+43	+39

EDMESTON HOMER 1**SOCIETY PROVEN BULL (for new breeders)****Ear No UKV2745-00610, born 09/04/1998****MYOSTATIN STATUS: 0**

Bred by J C & S M IRISH, YARNHAY, BROWNSTON ST, MODBURY, IVYBRIDGE, DEVON, PL21 0RQ
 Available from The Tully Partnership, East Farm, Waddeton, Brixham, Devon, TQ5 0EL. **Available for export to EU**
 Sire – ERME JAFFA V2167-9302

s. CROKERS MAJOR BILL B3837-688

d. ERME BUTTERCUP 21 V2167-1472

Dam – EDMESTON HILDA 257 V2745-9492

s. STRETCHFORD CENTURION V4920-8965

d. EDMESTON HILDA 190 V2745-730

October 2022 South Devon BREEDPLAN															
	Calving Ease DIR (%)	Calving Ease DTRS (%)	Gestation Length (days)	Birth Wt. (kg)	200 Day Wt (kg)	400 Day Wt (kg)	600 Day Wt (kg)	Mat Cow Wt (kg)	Milk (kg)	Scrotal Size (cm)	Carcass Wt (kg)	Eye Muscle Area (sq cm)	Rib Fat (mm)	Retail Beef Yield (%)	IMF (%)
EBV	+4.1	+2.9	-1.4	+1.9	+30	+58	+62	+65	-1	+1.7	+40	+3.4	-0.4	+1.2	-0.2
<u>Accuracy</u>	94%	89%	95%	96%	95%	96%	95%	91%	88%	81%	90%	67%	79%	77%	73%
Breed Avg. EBVs for 2020 Born Calves															
EBV	+0.2	+0.3	-0.2	+1.4	+21	+38	+48	+51	+5	+0.5	+30	+2.1	+0.0	+0.3	+0.0

Traits Analysed: Genomics**Statistics: Number of Herds: 55, Progeny Analysed: 360, Scan Progeny: 39, Number of Dtrs: 59**

SELECTION INDEX VALUES		
Market Target	Index Value	Breed Average
Quality Beef Index	+72	+49
Suckler Replacement Index	+65	+39

GROVE BRUTUS 151**Ear No UK321568 701438****MYOSTATIN STATUS: 0**

Bred by W H D SCOTT, WELLS FOLLY, MORETON-IN-MARSH, GLOS, GL56 0PA, tel 01608 651464
 Available from R Saunders, Manor Farm, Garsdon, Malmesbury, Wiltshire, SN16 9NJ


Sire – LUMBYLAW MAGNUS 25 UK106887 400725

s. ENTERPRISE CONDOR UK581519 300011

d. LUMBYLAW MERMAID 5 UK106887 200401

Dam – GROVE BUTTERCUP 123 UK321568 300972 s. GOFFE CAVE NAVIGATOR UK200202 700381

d. GROVE BUTTERCUP 90 UK321568 400567

October 2022 South Devon BREEDPLAN															
	Calving Ease DIR (%)	Calving Ease DTRS (%)	Gestation Length (days)	Birth Wt. (kg)	200 Day Wt (kg)	400 Day Wt (kg)	600 Day Wt (kg)	Mat Cow Wt (kg)	Milk (kg)	Scrotal Size (cm)	Carcass Wt (kg)	Eye Muscle Area (sq cm)	Rib Fat (mm)	Retail Beef Yield (%)	IMF (%)
EBV	+2.4	-2.2	+0.1	+1.7	+31	+55	+69	+66	+10	+0.5	+45	+3.0	-0.7	+1.2	-0.3
<u>Accuracy</u>	82%	66%	87%	90%	87%	88%	87%	74%	58%	63%	76%	55%	74%	70%	67%
Breed Avg. EBVs for 2020 Born Calves															
EBV	+0.2	+0.3	-0.2	+1.4	+21	+38	+48	+51	+5	+0.5	+30	+2.1	+0.0	+0.3	+0.0

Traits Analysed: GL,CE,BWT,200WT,400WT(x2),600WT,SS,FAT,EMA,IMF,Genomics**Statistics: Number of Herds: 2, Progeny Analysed: 86, Scan Progeny: 41, Number of Dtrs: 7**

SELECTION INDEX VALUES		
Market Target	Index Value	Breed Average
Quality Beef Index	+77	+49
Suckler Replacement Index	+56	+39

GROVE CLAUDIUS 100

Ear No UK321568 101026, born 11/01/2011

MYOSTATIN STATUS: 0

Bred by W H D SCOTT, WELLS FOLLY, MORETON-IN-MARSH, GLOS, GL56 0PA, tel 01608 651464
Available from breeder

Sire – AI WOODBASTWICK JOE LOUIS 4 UK220573 300155


s. TREVOWAH JOE LOUIS 11 T7188-512

d. WOODBASTWICK BARONESS 5 UKN5488-00110

Dam – GROVE CELANDINE 95 UK321568 200838

s. AI GROVE BELLEROPHON 3 UK321568 400280

d. GROVE CELANDINE 71 UK321568 200838

October 2022 South Devon BREEDPLAN															
	Calving Ease DIR (%)	Calving Ease DTRS (%)	Gestation Length (days)	Birth Wt. (kg)	200 Day Wt (kg)	400 Day Wt (kg)	600 Day Wt (kg)	Mat Cow Wt (kg)	Milk (kg)	Scrotal Size (cm)	Carcase Wt (kg)	Eye Muscle Area (sq cm)	Rib Fat (mm)	Retail Beef Yield (%)	IMF (%)
EBV	-5.7	-3.0	+3.1	+5.2	+36	+69	+89	+80	+6	+0.1	+51	+4.1	0.0	+1.2	-0.1
Accuracy	74%	62%	68%	81%	78%	77%	74%	62%	59%	62%	66%	50%	59%	57%	51%
Breed Avg. EBVs for 2020 Born Calves															
EBV	+0.2	+0.3	-0.2	+1.4	+21	+38	+48	+51	+5	+0.5	+30	+2.1	+0.0	+0.3	+0.0

Traits Analysed: CE,BWT,200WT(x2),400WT,SS,FAT,EMA,IMF

Statistics: Number of Herds: 8, Progeny Analysed: 29, Scan Progeny: 1, Number of Dtrs: 5

SELECTION INDEX VALUES		
Market Target	Index Value	Breed Average
Quality Beef Index	+92	+49
Suckler Replacement Index	+56	+39

AI HAUGHTON SAS JOE LOUIS 1

Ear UK303138 600011, born 29/01/2004

MYOSTATIN STATUS: 0

Bred by W H SANDFORD, WILLOW TREE COTTAGE, 2 HAUGHTON HOLDINGS, RODEN, TELFORD, SHROPSHORE, TF6 6BU

Available from South Devon Herd Book Society Price £10.00 per straw

Qualifies for export to EU

Sire – TREVOWAH JOE LOUIS 11 T7188-512


s. SHAMLEIGH JOE LOUIS SS603-22

d. TREVOWAH DOROTHY 18 T7188-359

Dam – HAUGHTON VICKY 2 UK303138 600004

s. HAUGHTON PIONEER 1 UKFU0953-00005

d. HAUGHTON VICKY 1 UKFU0953-00014

October 2022 South Devon BREEDPLAN															
	Calving Ease DIR (%)	Calving Ease DTRS (%)	Gestation Length (days)	Birth Wt. (kg)	200 Day Wt (kg)	400 Day Wt (kg)	600 Day Wt (kg)	Mat Cow Wt (kg)	Milk (kg)	Scrotal Size (cm)	Carcase Wt (kg)	Eye Muscle Area (sq cm)	Rib Fat (mm)	Retail Beef Yield (%)	IMF (%)
EBV	-1.0	+0.5	+1.5	+2.7	+35	+69	+77	+89	+6	+0.5	+45	+0.6	-0.3	-0.3	-0.2
Accuracy	85%	73%	89%	92%	88%	89%	86%	73%	65%	53%	76%	52%	67%	64%	60%
Breed Avg. EBVs for 2020 Born Calves															
EBV	+0.2	+0.3	-0.2	+1.4	+21	+38	+48	+51	+5	+0.5	+30	+2.1	+0.0	+0.3	+0.0

Traits Analysed: BWT,200WT(x2),600WT,Genomics

Statistics: Number of Herds: 29, Progeny Analysed: 116, Scan Progeny: 18, Number of Dtrs: 9

SELECTION INDEX VALUES		
Market Target	Index Value	Breed Average
Quality Beef Index	+67	+49
Suckler Replacement Index	+53	+39

X HIGHGATE NAPOLEON 1 SOCIETY PROVEN BULL (for new breeders)

Ear No UK383244 100604, born 18/03/2011 **Heterozygous polled (HP)**

MYOSTATIN STATUS: 0

Bred by HIGHGATE FARM PARTNERSHIP, HIGHGATE, ST VEEP, LOSTWITHIEL, CORNWALL, PL22 OPE

Available from South Devon Herd Book Society. Price £15.00 per straw

Sire – X MONKTON WELLINGTON 2 UK721712 400076


s. Z CILGWRRWG SAS NAPOLEON UK303135 600026

d. MONKTON COWSLIP 8 UKGA0408-00053

Dam – HIGHGATE AGATE 41 UK383244 600476

s. HIGHGATE HAYDEN 11 UK383244 100247

d. HIGHGATE AGATE 16 UKT1963-00100

October 2022 South Devon BREEDPLAN															
	Calving Ease DIR (%)	Calving Ease DTRS (%)	Gestation Length (days)	Birth Wt. (kg)	200 Day Wt (kg)	400 Day Wt (kg)	600 Day Wt (kg)	Mat Cow Wt (kg)	Milk (kg)	Scrotal Size (cm)	Carcase Wt (kg)	Eye Muscle Area (sq cm)	Rib Fat (mm)	Retail Beef Yield (%)	IMF (%)
EBV	+5.6	+2.3	-2.6	+0.3	+22	+43	+52	+58	+9	0.0	+35	+2.5	-0.2	+0.6	-
<u>Accuracy</u>	80%	63%	69%	90%	86%	87%	80%	63%	58%	38%	71%	26%	29%	28%	-
Breed Avg. EBVs for 2020 Born Calves															
EBV	+0.2	+0.3	-0.2	+1.4	+21	+38	+48	+51	+5	+0.5	+30	+2.1	+0.0	+0.3	+0.0

Traits Analysed: CE,BWT

Statistics: Number of Herds: 7, Progeny Analysed: 79, Number of Dtrs: 9

SELECTION INDEX VALUES		
Market Target	Index Value	Breed Average
Quality Beef Index	+58	+49
Suckler Replacement Index	+51	+39

Z HIGHGATE OSIRIS 5

Ear No UK383244 301124, born 19/03/2020 **Heterozygous polled (HP)**

MYOSTATIN STATUS: 0

Bred by HIGHGATE FARM PARTNERSHIP, HIGHGATE, ST VEEP, LOSTWITHIEL, CORNWALL, PL22 OPE

Available from Genus ABS, tel 01270 606681. NAAB Code 29DS0007. Royalty: £30 + VAT

Sire – GEORGE TEIGN SWIG BACCHUS 3 UK366214 500295


s. GEORGE TEIGN SWIG BACCHUS UK366214 300202

d. GEORGE TEIGN PRIMULA 104 UK366214 500197

Dam – HIGHGATE PANSY 55 UK383244 300900

s. Z POLKINGHORNE KING GEORGE 8 UK380867 500670

d. HIGHGATE PANSY 46 UK383244 600518

October 2022 South Devon BREEDPLAN															
	Calving Ease DIR (%)	Calving Ease DTRS (%)	Gestation Length (days)	Birth Wt. (kg)	200 Day Wt (kg)	400 Day Wt (kg)	600 Day Wt (kg)	Mat Cow Wt (kg)	Milk (kg)	Scrotal Size (cm)	Carcase Wt (kg)	Eye Muscle Area (sq cm)	Rib Fat (mm)	Retail Beef Yield (%)	IMF (%)
EBV	+3.0	+0.3	+0.3	+2.1	+30	+55	+71	+70	+5	+0.6	+44	-	-	-	-
<u>Accuracy</u>	51%	36%	46%	70%	67%	71%	64%	49%	34%	35%	56%	-	-	-	-
Breed Avg. EBVs for 2020 Born Calves															
EBV	+0.2	+0.3	-0.2	+1.4	+21	+38	+48	+51	+5	+0.5	+30	+2.1	+0.0	+0.3	+0.0

Traits Analysed: CE,BWT,200WT(x2),400WT(x2),SS,Genomics

SELECTION INDEX VALUES		
Market Target	Index Value	Breed Average
Quality Beef Index	+78	+49
Suckler Replacement Index	+61	+39

Z MALTHOUSE HURRICANE

Ear No UK221732 600985, born 12/06/2011

Heterozygous polled (HP)

MYOSTATIN STATUS: 0

Bred by MR C SALMON, MALTHOUSE LIVESTOCK LTD, COMMON LANE, RANWORTH, NORWICH, NORFOLK, NR13 6FD, tel: 01603 270000

Cottage, Thornhill, Dumfries, DG3 5EA, tel: 07710 196624

Sire – Z EMBURY HERMES UK202073 500117


s. X WOODHAYES HERMES 3 UK361609 500117

d. Z EMBURY MORN UK202073 200037

Dam – WELLAND VALLEY NANCY UK201140 100564

s. WELLAND VALLEY RED GIANT UK201140 600114

d. WADDETON FANCY 43 UKVN1614-00319

October 2022 South Devon BREEDPLAN															
	Calving Ease DIR (%)	Calving Ease DTRS (%)	Gestation Length (days)	Birth Wt. (kg)	200 Day Wt (kg)	400 Day Wt (kg)	600 Day Wt (kg)	Mat Cow Wt (kg)	Milk (kg)	Scrotal Size (cm)	Carcass Wt (kg)	Eye Muscle Area (sq cm)	Rib Fat (mm)	Retail Beef Yield (%)	IMF (%)
	EBV	+4.1	-1.0	+1.5	+2.1	+29	+45	+48	+59	+3	+0.5	+32	+0.8	+0.2	-0.4
Accuracy	70%	52%	63%	80%	74%	71%	74%	62%	38%	41%	60%	29%	39%	37%	32%
Breed Avg. EBVs for 2020 Born Calves															
EBV	+0.2	+0.3	-0.2	+1.4	+21	+38	+48	+51	+5	+0.5	+30	+2.1	+0.0	+0.3	+0.0

Traits Analysed: BWT

Statistics: Number of Herds: 6, Progeny Analysed: 55, Scan Progeny: 2, Number of Dtrs: 9

SELECTION INDEX VALUES		
Market Target	Index Value	Breed Average
Quality Beef Index	+44	+49
Suckler Replacement Index	+41	+39

NORTH VIEW BAILEY

Ear No UK207813 700007, born 01/05/2011

MYOSTATIN STATUS: 0

Bred by Mr O Brewin, 3 Great Bowden Road, Thorpe Langton, Market Harborough, Leicestershire, LE16 7TP, tel 01858 545158

Available from South Devon Herd Book Society, price £15.00 per straw


Sire – EDMESTON ZODIAC 3 UK362037 700091

s. STRETCHFORD ZODIAC 5 UK365662 100125

d. EDMESTON KITTY 358 UK362037 300066

Dam – NORTH VIEW COWSLIP UK207813 200002 s. WELLAND VALLEY HANBURY 1 UK201140 500281

d. WELLAND VALLEY CLAUDIA 6 UK201140 100536

October 2022 South Devon BREEDPLAN															
	Calving Ease DIR (%)	Calving Ease DTRS (%)	Gestation Length (days)	Birth Wt. (kg)	200 Day Wt (kg)	400 Day Wt (kg)	600 Day Wt (kg)	Mat Cow Wt (kg)	Milk (kg)	Scrotal Size (cm)	Carcass Wt (kg)	Eye Muscle Area (sq cm)	Rib Fat (mm)	Retail Beef Yield (%)	IMF (%)
	EBV	+6.1	+2.3	+0.4	+1.7	+23	+33	+45	+49	+5	+0.4	+29	+2.2	-0.7	+0.9
Accuracy	52%	41%	36%	62%	71%	72%	67%	54%	39%	53%	61%	37%	46%	43%	36%
Breed Avg. EBVs for 2020 Born Calves															
EBV	+0.2	+0.3	-0.2	+1.4	+21	+38	+48	+51	+5	+0.5	+30	+2.1	+0.0	+0.3	+0.0

Traits Analysed: 400WT,SS,FAT,EMA,IMF

Statistics: Number of Herds: 2, Progeny Analysed: 40, Scan Progeny: 21,

SELECTION INDEX VALUES		
Market Target	Index Value	Breed Average
Quality Beef Index	+55	+49
Suckler Replacement Index	+46	+39

Z POLKINGHORNE INDIANA

Ear No UK380867 200534, born 08/03/2010

Homozygous polled (PP)

MYOSTATIN STATUS: 0

Bred by Mr T H E Laity (Laity Farms), Polkinghorne Manor, 79 Churchtown, Gwinear, Hayle, Cornwall, TR27 5LH, tel: 01872 272535 Available from breeder

Sire – X WOODHAYES ILLYA 2 UK361609 400065


s. Z CILGWRRWG ILLYA UKVF0180-00017

d. WOODHAYES COUNTESS 2 UKV7403-00110

Dam – Z POLKINGHORNE IRIS 72 UKT5939-00113

s. Z PAPER MILL TRUMPETER 2 G8388-9110

d. Z POLKINGHORNE IRIS 66 T5939-93015

October 2022 South Devon BREEDPLAN															
	Calving Ease DIR (%)	Calving Ease DTRS (%)	Gestation Length (days)	Birth Wt. (kg)	200 Day Wt (kg)	400 Day Wt (kg)	600 Day Wt (kg)	Mat Cow Wt (kg)	Milk (kg)	Scrotal Size (cm)	Carcass Wt (kg)	Eye Muscle Area (sq cm)	Rib Fat (mm)	Retail Beef Yield (%)	IMF (%)
EBV	+7.0	-1.2	+2.7	+3.3	+36	+63	+63	+65	+1	+0.9	+42	+2.0	+0.3	+0.1	-
Accuracy	80%	64%	72%	87%	85%	83%	81%	66%	58%	31%	69%	27%	31%	30%	-
Breed Avg. EBVs for 2020 Born Calves															
EBV	+0.2	+0.3	-0.2	+1.4	+21	+38	+48	+51	+5	+0.5	+30	+2.1	+0.0	+0.3	+0.0

Traits Analysed: 400WT

Statistics: Number of Herds: 11, Progeny Analysed: 90, Number of Dtrs: 6

SELECTION INDEX VALUES		
Market Target	Index Value	Breed Average
Quality Beef Index	+65	+49
Suckler Replacement Index	+59	+39

AI RUFFORD SAS JAMBO

Ear No UK165390 400166, born 23/01/2010

MYOSTATIN STATUS: 0

Bred by R W BOSTELMANN, RUFFORD, OFFLEY HAY, ECCLESHALL, STAFFS, ST21 6HJ, tel: 01785 850575 Available from breeder

Sire – EDMESTON HOMER 1 UKV2745-00610

s. ERME JAFFA V2167-9302


d. EDMESTON HILDA 257 V2745-9492

Dam – Z RUFFORD SAS CLOVER 18 UK165390 200129

s. RUFFORD SAS RED UK165390 600021

d. Z RUFFORD SAS CLOVER 11 UK165390

600049

October 2022 South Devon BREEDPLAN															
	Calving Ease DIR (%)	Calving Ease DTRS (%)	Gestation Length (days)	Birth Wt. (kg)	200 Day Wt (kg)	400 Day Wt (kg)	600 Day Wt (kg)	Mat Cow Wt (kg)	Milk (kg)	Scrotal Size (cm)	Carcass Wt (kg)	Eye Muscle Area (sq cm)	Rib Fat (mm)	Retail Beef Yield (%)	IMF (%)
EBV	-7.3	-0.9	+0.4	+5.2	+46	+75	+97	+98	+1	+0.8	+51	+2.4	-1.1	+1.4	-0.2
Accuracy	78%	66%	84%	87%	85%	86%	83%	72%	59%	72%	75%	56%	71%	68%	64%
Breed Avg. EBVs for 2020 Born Calves															
EBV	+0.2	+0.3	-0.2	+1.4	+21	+38	+48	+51	+5	+0.5	+30	+2.1	+0.0	+0.3	+0.0

Traits Analysed: GL,BWT,200WT(x2),400WT(x2),600WT(x2),SS,FAT,EMA,IMF,Genomics

Statistics: Number of Herds: 14, Progeny Analysed: 79, Scan Progeny: 38, Number of Dtrs: 10

SELECTION INDEX VALUES		
Market Target	Index Value	Breed Average
Quality Beef Index	+97	+49
Suckler Replacement Index	+59	+39

TORR DOWN MARVEL 3**VHPB633, born 22/05/2006****Homozygous polled (PP)****MYOSTATIN STATUS: 0**

Bred by MR J H W HARVEY, PO BOX 23, 29 CRANNEYS LANE, TRENTHAM 3458, VICTORIA, AUSTRALIA

Available from Mr R R B Harvey, Sexton Farm, Ermington, Ivybridge, Devon, PL21 9NY

Sire – TORR DOWN MAESTRO 2 VHPU450

s. TORR DOWN MINISTRAL VHPP286

d. BERRINGAR NATALIERAY 1 (AI) GGPL8

Dam – TORR DOWN PRIMROSE VHPU446

s. TORR DOWN HERO 2 VHPR342

April 2022 South Devon BREEDPLAN															
	Calving Ease DIR (%)	Calving Ease DTRS (%)	Gestation Length (days)	Birth Wt. (kg)	200 Day Wt (kg)	400 Day Wt (kg)	600 Day Wt (kg)	Mat Cow Wt (kg)	Milk (kg)	Scrotal Size (cm)	Carcass Wt (kg)	Eye Muscle Area (sq cm)	Rib Fat (mm)	Retail Beef Yield (%)	IMF (%)
EBV	-3.6	+0.4	-5.4	+0.1	+15	+42	+54	+19	+5	+1.0	+28	+2.6	0.0	+0.5	+0.4
Accuracy	80%	60%	81%	89%	82%	81%	80%	66%	49%	51%	64%	30%	45%	41%	37%
Breed Avg. EBVs for 2020 Born Calves															
EBV	+0.2	+0.3	-0.2	+1.4	+21	+38	+48	+52	+5	+0.5	+31	+2.1	-0.1	+0.3	+0.0

Statistics: Number of Herds: **10**, Progeny Analysed: **80**, Scan Progeny: **6**, Number of Dtrs: **9**

SELECTION INDEX VALUES		
Market Target	Index Value	Breed Average
Quality Beef Index	+54	+49
Suckler Replacement Index	+37	+39

TREWINT MAGNETTO 3 [SOCIETY PROVEN BULL \(for new breeders\)](#)**UK383029 700726, born 18/02/2009****MYOSTATIN STATUS: 0**

Bred by P S & A P ROWE, TREWINT, MENHENIOT, LISKEARD, CORNWALL, PL14 3RE

Available from South Devon Herd Book Society

Price £15.00 per straw

Sire – TREWINT MAGNETTO UK383029 300316

s. TREWINT MAGNET 1 UK383029 200049

d. TREWINT BUTTERCUP 189 UK383029 700103

Dam – TREWINT JILL 301 UKT1580-00338

s. SEXTON BARON 28 V3451-9408

d. TREWINT JILL 274 UK51580-00135

October 2022 South Devon BREEDPLAN															
	Calving Ease DIR (%)	Calving Ease DTRS (%)	Gestation Length (days)	Birth Wt. (kg)	200 Day Wt (kg)	400 Day Wt (kg)	600 Day Wt (kg)	Mat Cow Wt (kg)	Milk (kg)	Scrotal Size (cm)	Carcass Wt (kg)	Eye Muscle Area (sq cm)	Rib Fat (mm)	Retail Beef Yield (%)	IMF (%)
EBV	-3.4	+1.9	+0.6	+1.0	+16	+39	+48	+29	+11	+0.3	+34	+3.0	-0.4	+1.2	-0.2
Accuracy	77%	66%	68%	86%	92%	92%	91%	84%	77%	35%	82%	34%	44%	41%	28%
Breed Avg. EBVs for 2020 Born Calves															
EBV	+0.2	+0.3	-0.2	+1.4	+21	+38	+48	+51	+5	+0.5	+30	+2.1	+0.0	+0.3	+0.0

Traits Analysed: 400WT,600WT**Statistics:** Number of Herds: **4**, Progeny Analysed: **123**, Number of Dtrs: **31**

SELECTION INDEX VALUES		
Market Target	Index Value	Breed Average
Quality Beef Index	+54	+49
Suckler Replacement Index	+36	+39

WELLAND VALLEY CRUSADER 5

Ear No UK201140 201132, born 14/07/2008

MYOSTATIN STATUS: 0


Bred by M E & T E BROOME, MANOR FARM, THORPE LANGTON, MARKET HARBOROUGH, LEICS, LE16 7TS Available from G W J & L F Pluess, Trevoulter Barton, Poundstock, Bude, Cornwall, EX23 0DH, tel 01288 361368 Royalty: £30 + VAT

Sire – WELLAND VALLEY CRUSADER UK201140 600751 s. WELLAND VALLEY EXPLORER 3 UK201140 500330

d. WELLAND VALLEY ETHEL 2 UK201140 300181

Dam – WELLAND VALLEY GEMMA 1 UK201140 200712 s. WELLAND VALLEY HANBURY 1 UK201140 500281

d. WELLAND VALLEY GEM 1 UK201140 200712

October 2022 South Devon BREEDPLAN															
	Calving Ease DIR (%)	Calving Ease DTRS (%)	Gestation Length (days)	Birth Wt. (kg)	200 Day Wt (kg)	400 Day Wt (kg)	600 Day Wt (kg)	Mat Cow Wt (kg)	Milk (kg)	Scrotal Size (cm)	Carcase Wt (kg)	Eye Muscle Area (sq cm)	Rib Fat (mm)	Retail Beef Yield (%)	IMF (%)
	EBV	+1.8	-0.6	-2.4	+2.4	+30	+49	+66	+74	+9	+0.4	+35	+2.3	-0.5	+0.8
Accuracy	85%	73%	84%	89%	82%	80%	79%	67%	53%	43%	66%	30%	40%	37%	32%
Breed Avg. EBVs for 2020 Born Calves															
EBV	+0.2	+0.3	-0.2	+1.4	+21	+38	+48	+51	+5	+0.5	+30	+2.1	+0.0	+0.3	+0.0

Traits Analysed: CE,400WT(x2),600WT

Statistics: Number of Herds: 7, Progeny Analysed: 69, Number of Dtrs: 5

SELECTION INDEX VALUES		
Market Target	Index Value	Breed Average
Quality Beef Index	+70	+49
Suckler Replacement Index	+52	+39

WELLAND VALLEY DYNAMIC 6 SOCIETY PROVEN BULL (for new breeders) Ear No UK201140 501044, born 24/03/2008

MYOSTATIN STATUS: 0

Bred by M E & T E BROOME, MANOR FARM, THORPE LANGTON, MARKET HARBOROUGH, LEICS, LE16 7TS Available from South Devon Herd Book Society Price £15.00 per straw


Sire – STRETCHFORD DYNAMIC 3 UK365662 70236

s. GROVE DRUSUS 7 UK321568 400119

d. STRETCHFORD VALERIE 137 UK365662 600011

Dam – WELLAND VALLEY DOWNEY 7 UK201140 100284 s. EDMESTON HOMER 5 UKV2745-00648

d. ROSKYMER DOWNY 95 TE771-9339

October 2022 South Devon BREEDPLAN															
	Calving Ease DIR (%)	Calving Ease DTRS (%)	Gestation Length (days)	Birth Wt. (kg)	200 Day Wt (kg)	400 Day Wt (kg)	600 Day Wt (kg)	Mat Cow Wt (kg)	Milk (kg)	Scrotal Size (cm)	Carcase Wt (kg)	Eye Muscle Area (sq cm)	Rib Fat (mm)	Retail Beef Yield (%)	IMF (%)
	EBV	+1.3	-5.4	+3.3	+3.0	+24	+53	+51	+43	+2	+1.1	+41	+4.5	-0.1	+1.7
Accuracy	86%	76%	87%	90%	89%	89%	87%	79%	75%	69%	80%	57%	73%	70%	66%
Breed Avg. EBVs for 2020 Born Calves															
EBV	+0.2	+0.3	-0.2	+1.4	+21	+38	+48	+51	+5	+0.5	+30	+2.1	+0.0	+0.3	+0.0

Traits Analysed: CE,200WT,400WT,Genomics

Statistics: Number of Herds: 7, Progeny Analysed: 159, Scan Progeny: 73, Number of Dtrs: 20

SELECTION INDEX VALUES		
Market Target	Index Value	Breed Average
Quality Beef Index	+66	+49
Suckler Replacement Index	+45	+39

Section Three

Selected for dairy crossing

Z COLCHARTON JASPER 5

Ear No UK366631 700935, born 28/04/2013

Heterozygous polled (HP)

MYOSTATIN STATUS: 0

Bred by R J & C J EDWARDS, COLCHARTON FARM, GULWORTHY, TAVISTOCK, DEVON, PL19 8HU

Available from South Devon Herd Book Society

Price on application

Sire – RIDGEMERE JASPER UK200845 700092

s. TREVOWAH JOE LOUIS 11 T7188-512


d. RUFFORD SAS SNOWFLAKE 5 UK165390 600091

Dam – COLCHARTON TULIP 167 UK366631 500576

s. STRETCHFORD DYNAMIC 4 UK365662 700243

d. COLCHARTON TULIP 137 UK366631 600213

October 2022 South Devon BREEDPLAN

	Calving Ease DIR (%)	Calving Ease DTRS (%)	Gestation Length (days)	Birth Wt. (kg)	200 Day Wt (kg)	400 Day Wt (kg)	600 Day Wt (kg)	Mat Cow Wt (kg)	Milk (kg)	Scrotal Size (cm)	Carcase Wt (kg)	Eye Muscle Area (sq cm)	Rib Fat (mm)	Retail Beef Yield (%)	IMF (%)
	EBV	-1.9	-0.8	+1.0	+2.5	+29	+45	+52	+52	+9	+0.1	+34	-	-0.2	+0.5
Accuracy	70%	52%	53%	82%	73%	68%	67%	54%	54%	36%	54%	-	29%	28%	-
Breed Avg. EBVs for 2020 Born Calves															
EBV	+0.2	+0.3	-0.2	+1.4	+21	+38	+48	+51	+5	+0.5	+30	+2.1	+0.0	+0.3	+0.0

Traits Analysed: BWT,200WT,Genomics

Statistics: Number of Herds: 2, Progeny Analysed: 49,

SELECTION INDEX VALUES

Market Target	Index Value	Breed Average
Quality Beef Index	+52	+49
Suckler Replacement Index	+36	+39

GROVE CHARLEMAGNE 95

Ear No UK321568 301721, born 04/03/2018

MYOSTATIN STATUS: 0

Bred by MR W H D SCOTT, GROVE FARMS, WELLS FOLLY, MORETON-IN-MARSH, GLOUCESTERSHIRE, GL56 0PA Available from South Devon Herd Book Society Price on application

Sire – GROVE BRUTUS 151 UK321568 701438


s. LUMBYLAW MAGNUS 25 UK106887 400725

d. GROVE BUTTERCUP 123 UK321568 300972

Dam – GROVE CHERRY 94 UK321568 301455

s. WOODHAYES HOMER 5 UK361609 100230

d. GROVE CHERRY 78 UK321568 301007

October 2022 South Devon BREEDPLAN															
	Calving Ease DIR (%)	Calving Ease DTRS (%)	Gestation Length (days)	Birth Wt. (kg)	200 Day Wt (kg)	400 Day Wt (kg)	600 Day Wt (kg)	Mat Cow Wt (kg)	Milk (kg)	Scrotal Size (cm)	Carcass Wt (kg)	Eye Muscle Area (sq cm)	Rib Fat (mm)	Retail Beef Yield (%)	IMF (%)
EBV	+5.4	+0.4	-2.6	+0.7	+28	+58	+65	+60	+6	+1.0	+45	+3.5	-0.6	+1.4	-0.3
<u>Accuracy</u>	55%	44%	66%	70%	70%	72%	73%	61%	44%	62%	62%	46%	57%	54%	48%
Breed Avg. EBVs for 2020 Born Calves															
EBV	+0.2	+0.3	-0.2	+1.4	+21	+38	+48	+51	+5	+0.5	+30	+2.1	+0.0	+0.3	+0.0

Traits Analysed: GL,CE,BWT,200WT(x2),400WT,600WT,SS,FAT,EMA,IMF,Genomics

Statistics: Number of Herds: 1, Progeny Analysed: 40,

SELECTION INDEX VALUES		
Market Target	Index Value	Breed Average
Quality Beef Index	+77	+49
Suckler Replacement Index	+65	+39

TO ORDER SEMEN FROM THE SOUTH DEVON HERD BOOK SOCIETY, OR FOR ADVICE ON WHICH BULL MIGHT BE MOST SUITABLE FOR YOUR REQUIREMENTS, PLEASE TELEPHONE 01392 447494.

FOR OTHER ORDERS PLEASE CONTACT BREEDER/OWNER DIRECT.

PLEASE NOTE THAT ALL DISTRIBUTION AND DESPATCH CHARGES ARE TO BE BORNE BY THE PURCHASER.